

Welcome to KBA's 27th Convention



KENTUCKY BASKET ASSOCIATION

October 5,6,7, 2023 Annual Convention

<http://www.kentuckybaskets.org/>

The Center for Rural Development, 2292 US-27 #300, Somerset, Kentucky

Celebrating 27 YEARS of fun, friendships, and basket weaving in the Commonwealth

We are so excited to weave with you on October 5,6,7, 2023 at The Center for Rural Development in Somerset, KY. Our membership is \$15, and the convention registration is a sliding scale based on the date your checks are postmarked.

How to Weave Away with us in October:

There is a registration form at the end of this brochure or register online at **www.kentuckybaskets.org**

- Choose your 3 favorite baskets for each day; and remember there are morning and afternoon sessions
- Fill out the form online. If you fill the form out manually, please send it with your checks to Gail Loeser, Treasurer
- Make a check for \$15.00 to Kentucky Basket Association for your membership
- Make a check to Kentucky Basket Association for your Registration Fee dated for the current date.(see below)

EarlyBird: \$35.00 Postmarked on or before May 31st

Regular: \$45.00 Postmarked on or before June 30th

Late: \$55.00 Postmarked after June 30th

1Day: \$20.00

- Make a check to **each teacher** for your 1st choice baskets for the **class cost** and **POST DATED** for the day of the class. October 5,6,or 7, 20323
- **Send a self-addressed, stamped envelope with your checks for the teachers, registration (if paying by check) and membership (if paying by check) to Gail Loeser, 8268 Eastdale Drive, Cincinnati, OH 45255. Email is loeserg@yahoo.com**

If you must cancel from a specific class OR the entire convention, do so in writing ,and it must be received by September 1st. There is a cancellation fee. After Sept. 1st, there are no refunds and you will need to make arrangements to pick up your kit or have it mailed to you.

Schedule of Events

Day/Time	What Is Happening
Thursday, October 5	Dinner on your own
8:00 am - 11 am	Vendors and Teachers Set Up am
10:00 am - 10:45 am	KBA Board Meeting
11 am – 6 pm	Welcome, Registration and silent auction
12 noon – 9 pm	Classes
Friday, October 6	Dinner on your own
8:30 am –8:30 pm	Registration,silent auction, classes
12:30 pm – 1:30 pm	Annual Meeting includes Lunch
Saturday, October 7	Lunch on your own
8:30 am – Noon	Registration and silent auction
8:30 am – 3:30 pm	Classes
4 pm	Finish and Head for Home

Food Choices

Friday's lunch is included with membership!

This year we are hoping to have food trucks available at the conference center.

There are also several restaurants within driving distance.

You can bring food in to eat while you are at the convention

Coffee, water and soft drinks are provided by KBA

We will have a snack table, so please bring a favorite individually-wrapped snack to share with everyone.




WEAVING SKILL LEVELS:

Please evaluate your skill level, not only for your total weaving experience, but also for your experience using the techniques offered in the classes you are considering. Remember it is not fair to the instructor or the other students to take a class that you are not ready to handle.

All Levels	These classes are offered to students of all skill levels from Beginner to Advanced
Beginner	Weavers have little or no weaving experience having woven only a few baskets. They need more practice with basic weaving techniques, bases, and shaping. These weavers are becoming proficient in basic weaving techniques, including over/ under weaving, start/stop weaving, twining, and rim lashing. They are learning to control shape and will be introduced to new pattern weaves such as twill, different twinning methods, and rim and handle finish variations. Please Note: Additionally, if you consider taking a class in a material you have never used, you will be considered a beginner in that class.
Intermediate	Weavers have gained proficiency in weaving techniques. They can begin with ease and have mastered several weaving techniques. They do not have difficulty setting up bases, twining, completing over/under weaves, and creating rims using the materials offered in a class.
Advanced	Weavers are proficient. They have mastered weaving techniques and are ready to take on more challenging projects. Teachers are confident these students have achieved this skill level when attending class. Basic skills are not reviewed due to time constraints. These weavers can design baskets on their own but require new challenges.

Thursday's Baskets

<p>TH01 12:00 PM - 8:00 PM Confetti by Mary Price \$85.00</p> 	<p>Intermediate HRS: 8 Size: 15" x 7" x 6"</p>	<p>This colorful basket is woven on a racetrack wood base with dyed reed spokes. Techniques include basic over under weaving using dyed flat oval reed, triple twine and ti-twining. The addition of wooden dowel cap feet completes the look of this attractive basket.</p>
<p>TH02 12:00 PM - 8:00 PM Nantucket Ditty Bag by Jan Beyma \$115.00</p>	<p>Intermediate HRS: 8 Size: 7.5" X 7"</p>	<p>Woven with cane stakes and weavers over a class mold. Students will learn to insert stakes into the base and will begin weaving in a basic over under pattern then switch to twill in the middle and back to an over under pattern to make a unique pattern in your basket. Bone knobs, leather handle and a liner will be added to finish your bag. A variety of fabric patterns will be available for you to choose from for your liner. (Ditty Bag included as part of kit.) Tools will be provided for class use.</p>



TH03
12:00 PM - 8:00 PM
Irish Knitting by Bev Larson
\$67.00



All Levels
 HRS:8
 Size: 12" round

A modern twist to a very old basket (also known as the Scottish Knitting Basket). Learn to make a God's Eye. Weave in 3 quadrants. Weave with reed and seagrass. Color choices will be available.

TH04
12:00 PM - 8:00 PM
May Basket by Sandy Bulgrin
\$60.00



Intermediate
HRS: 8
Size: 7" x 11" x 5"

May Basket: This basket is woven on an oval basket assembly with a handle attached. The sides are sloped, and a unique braided rim finishes off the basket. Triple twining and weaving make up the sides of the basket. You'll enjoy gathering flowers or vegetables from the garden with this lovely basket. Special tools required : round nose pliers

TH05**12:00 PM - 8:00 PM****Harvest Moon by Marilyn Parr****\$118.00**

Intermediate

HRS: 8

Size: 13" x 13" x 16"
w/o handles

Woven on a square Amish crafted wood base.

Spokes will be glued in and weaver-ready for class. Focus will be on shaping and the arrow triple twill, using double weavers. Top of the basket decreases in size, turns from square to round, and uses Amish crafted leather handles. Seagrass rim filler is wrapped with colored wire. Colors used in baskets are: teal, marigold, and hyacinth.

TH06
12:00 PM - 8:00 PM
Teally by Pam Milat
\$70.00



All Levels
 HRS:8
 Size:11" x 7" x 6"

A teal/brown double walled reed basket with a two-toned twilled base. Students will use the over/under and triple twine to complete the inside and outside walls, then finish with a pair of matching leather handles on single lashed rim.

TH07
12:00PM-7:00PM
Bee Well by Dani Sue Anderson
\$70.00



Intermediate
 HRS:7
 Size:8" tall,
 diameter 13.5" x
 9.5", 36"
 circumference.

Life is so hard and complicated, yet so beautiful and full of life and color! My family and I were walking through a very difficult season with my stepmom, as she was in desperate need of a liver and kidney transplant. I am sure reading that sentence brought a remembrance of a desperate health situation your family has walked through or are currently experiencing.
 One of my go-to phases is "both and". Life can be wonderful and extremely painful, with both co-existing at the same moment. I thought we needed a basket that is both dark and bright.

TH08**12:00 PM - 6:00 PM****Sampler Tote by Elaine Sinclair****\$56.00**

All levels

HRS:6

Size: 13" x 3" x 11.5"



"


Students will learn to weave a filled base, Cherokee Wheels, Wave technique. and FO ¼" stakes will be inserted to create a double wall for an arrow twill weave. Riveted Shaker tape handles top off this basket. I used a Priority Mail box (not included) to get my shape. You are welcome to bring your own box - 3" X 13".

TH09 12:00 PM - 6:00 PM Through Thick and Thin by Nichole Hutchins \$55.00	Intermediate HRS:6 Size: 10"x11" base 14" diameter at the top 8" tall w/o handle 14 .5" tall with handle.	Through Thick and Thin is a Williamsburg basket with a 10"x11" base. A reminder of those relationships that are always by our side through the good times and the bad, students will use natural and colored reeds with natural overlays to create their thick and thin lines. This basket is NOT for beginners. It measures 14" in diameter and is 8" tall w/o the handle. With the handle it measures 14 .5 "tall. A variety of color choices will be available at the time of the weave and will be a first come, first serve selection.
---	---	---



Friday's Baskets

<p>FR01 8:30 AM - 5:30 PM Nautical Edge by Mary Price \$65.00</p> 	<p>Intermediate HRS:8</p> <p>Size:10" Diameter x 4.5" H</p>	<p>This nautical- themed basket is woven using natural and dyed gray reed. Techniques include: inserting natural spokes into a round wood base, double triple twine, creating double wave embellishments and a single lashed rim with cotton cord rim filler and handles.</p>
<p>FR02 8:30 AM - 5:30 PM Nantucket Four Piece Serve Caddy by Jan Beyma \$98.00</p> 	<p>Intermediate HRS:8</p> <p>Size: 5" diameter x 5.5 "</p>	<p>Three baskets will be woven over galvanized containers that will remain in the basket. Students will insert cane staves into the base & will have a choice on how they would like to weave the baskets. They may weave all 3 the same or each one different. A basic over under weave or a twill design will be taught. Bases & rim will be prefinished cherry. Once baskets are finished, they will sit in a galvanized tray (18" X 4.5") You may use it to put silverware, napkins, and cups in for gatherings or add plants for a decorative centerpiece. Tools will be provided for class use.</p>



<p>FR03 8:30 AM - 5:30 PM Scalloped Cat by Pam Milat \$90.00</p> 	<p>Advanced HRS:8 Size:16" x 8" x 10" w/handle</p>	<p>Woven on an 8" square hoop, this elegant all-natural cathead market basket is sure to impress. Students will be challenged to maintain the cathead ears while weaving around their handle. The basket is finished with a wrapped handle and an elegant scalloped braided rim.</p>
---	--	--

FR04
8:30AM-3:30PM
Small Egg by Elaine
Sinclair
\$68.00



Intermediate
HRS: 6
Size: Using 2 10" x 2"
hoops

This is a small egg basket using 2 10" x 2" round hoops. A unique way of holding the ribs will be taught to start the basket. The decorative handle and sides are done in Royal Blue. Students may not finish in class, but will know how to finish at home. Students will learn to do turn backs.

<p>FR05 8:30AM-3:30PM Turkey Track'n Tray by Marilyn Parr \$78.00</p> 	<p>Intermediate HRS:6 Size: 38" circumference 12.5" diameter 8 " high w/handles</p>	<p>A simple round basket with a twist. The spokes will be glued in and weaver-ready for class. There is a section in the basket which I titled "turkey tracks". It is a combination of twining and weaving with two colors of round reed. The handles are attached down towards the base of the basket and also at the rim, which adds a unique look.</p>
<p>FR06 8:30AM-2:30PM Pie in the Sky by Dani Sue Anderson \$50.00</p> 	<p>All levels HRS: 5 Size:5.5" tall, 11" Diameter with a 36.5 circumference at largest part of the woven stand.</p>	<p>I really wanted to create a display basket that could hold anything: a candle, desserts of all kinds, breads, you name it. But then I ran into an issue. I needed to make sure the woven part of the basket was strong enough to support a heavy glass dish with a substantial pie or cake in it. This led to weeks of problem solving to make this basket a reality. It's a real crowd pleaser. You will be able to select the theme on the wooden part of the stand and pick your colors.</p>

FR07**8:30AM-12:30PM****Cobweb Broom by
Bev Larson****\$59.00**

All levels

HRS:4

Size: Varies

Have fun learning traditional Appalachian broom making techniques with the ever popular cobweb broom. We will complete both a long broom and a short broom in class. Your choice of cord colors and stick choices will also be available.

FR08**8:30AM-12:30PM****Counter Twill by
Sandy Bulgrin****\$32.00**

All levels

HRS:4

Size: 9"x 4"x 4"

This wood bottom basket is woven with natural reed with a middle section woven with dyed reed in a twill pattern. The basket is finished with a wood handle. Many choices of dyed reed will be available. Special tools required: round nose pliers



FR09**8:30AM-12:30PM****Santa's Goodie Bag
by Nichole Hutchins****\$45.00**

Beginner

HRS:4

Size: 4"x 4"x 9.5"

Woven on a 4"x 4" stained and polyurethaned base, Santa's Goodie Bag stands 9.5 " tall and is the perfect piece to add to your mantle, fireplace, coffee table or wherever during the Holiday season. Weavers will be using the start and stop method of weaving and also inserting overlays. Class members will have the option of a fur top (shown) or a solid black rim that can be determined at the time of the class.

<p>FR10 1:30PM-7:30PM A Day of Whisks by Bev Larson \$79.00</p> 	<p>All levels HRS:6 Size:Varies</p>	<p>Spend the day playing with whisk brooms....angel wings, turkey wings, hens wing, car brooms, plaited or not. While most will be natural, color options will be available with dyed broom corn and many cord color options to play with.</p>
<p>FR11 1:30PM-7:30PM Blessings by Nichole Hutchins \$45.00</p> 	<p>Intermediate HRS:6 Size :12"x 8"x 6.5"</p>	<p>Designed as a time to celebrate a new year and new beginnings, weaving is a great time to count our blessings.The Blessings basket is a reminder to think ahead towards the year to come and all the things it holds. Fill it with good things and use the towel to clean up the messes or dry the tears. Measuring 12"x 8"x 6.5," Blessings will come in a variety of colors you can pick at the time of class. You'll also pick your towel and a laser cut disk to match.</p>

FR12
1:30PM-5:30PM
Cookie Tray by
Sandy Bulgrin
\$32.00



All levels
HRS:4
Size:12" diameter x
4" high

Large Round Cookie Basket: this useful basket starts with a wood base. Students will twine the bottom to reach about 12". The sides are woven with natural and dyed reed. A perfect basket for any table setting. Special tools required: round nose pliers.

FR13
3:30PM-8:30PM

**Hannah's Helper by
 Dani Sue Anderson**

\$55.00



Intermediate

HRS: 5

Size: 3.5" tall for
 woven portion
 37" circumference.

I have many concerns about raising three amazing girls. One is that our second born (Hannah) will suffer from the Middle Child Syndrome! However, Christopher and I have both focused on how to parent and lead. We want Hannah to feel seen, known, and loved, just because of the special seat she holds in our family.

That being said, when our first-born Lillie was 4, she begged and begged to weave a basket. Thus the "Lillie Basket" was born, and I've taught and sold so many of those kits, as it's a perfect beginner basket.

Then, 6 years later, our youngest, Ella, was born. She was the only one Granny didn't make an Easter basket for; so Ella's Easter Basket was created and is a crowd pleaser around Easter time.

I'm mentioning all this to tell you what one of my dear weaving friends, Beth Paul, brought to my attention at the 2022 Kentucky Basket convention. I didn't have a Hannah basket! I was shocked! Wait! What? Huh? Really? One month later the idea of this Basket for my precious Hannah was on paper. In addition, my favorite base maker, Tony Heady at Bagdad Lumber, was hard at work. And now we have this wonderful creation that you get to personalize down to the handle theme!

		Students will choose from a variety of wooden bases and will also get to choose their own colors.
FR14 4:30PM-8:30PM Beads and Fruit by Elaine Sinclair \$50.00	All levels HRS: 4 Size: 7" woven base X 7 ½" tall with a circumference of 37" at the top	Students will weave a woven base, then shape it into a beautiful bowl. Arrow weave and twining will be used to complete the sides. Beads will be added to the top for a more decorative look. Overlays are added with Cocoa Brown reed.




FR15**4:30PM-8:30PM****Traveling Tool Tote
by Marilyn Parr****\$65.00**

Intermediate


HRS: 4



Size:10" X 7 "X 6.5"
w/o handle

This basket was designed to carry tools that are essential when you travel and not too big to weigh you down at convention. This tote is woven with black and natural reed. After the basket is finished, you will weave in a ribbon that looks like a measuring tape. The base will have spokes glued in and be weaver-ready for class. The charm is included in the kit.

<p>FR16</p> <p>6:30PM-8:30PM</p> <p>Farmhouse Chic by</p> <p>Mary Price</p> <p>\$40.00</p> 	<p>Beginner</p> <p>HRS:2</p> <p>Size: 8 “diameter x 4.5” high</p>	<p>This basket starts with inserting flat reed spokes into a round wood base. Techniques include: Triple twine, adding a metal ribbon weaver and finishing with a triple twine lashed rim. Metallic painted silver wood feet and sparkly rhinestones are added to the basket when complete.</p>
---	---	---

Saturday's Baskets

<p>SA01</p> <p>8:30AM-3:30PM</p> <p>Wine and Cheese Picnic by Bev Larson</p> <p>\$72.00</p> 	<p>All levels</p> <p>HRS: 6</p> <p>Size:14" x 5" x 8" w/o handle</p>	<p>Start with a rectangle basket, then weave a round basket to hold the wine bottle that will fit inside the rectangle basket. Basket can hold a bottle of wine and your picnic items or 3 bottles of wine. Color highlight options will be available. A great beginners class to learn both rectangle and round basket techniques.</p>
---	--	---

<p>SA02 8:30 AM - 3:30 PM Art's Gathering by Dani Sue Anderson</p> <p>\$65.00</p> 	<p>All Levels HRS:6 Size:10" in diameter 13" tall with handle.</p>	<p>This is one of the baskets my Granny designed. She used it to gather apples. With a woven base 10" in diameter this basket stands 13" tall including the 12" wooden handle.</p>
<p>SA03 8:30 AM - 3:30 PM Let's Play by Elaine Sinclair</p> <p>\$75.00</p> 	<p>Intermediate HRS :6 Size: 11" x 15" 47" Circumference at the top</p>	<p>Let's Play is woven on an 11" base. Students will have fun deciding which colors and sizes to use. A new way will be shown on how to attach 34 $\frac{5}{8}$" wood beads. Black wood handles will be attached on the outside.</p>

SA04
8:30 AM - 12:30 PM
Shadow Box
by Mary Price
\$50.00



All levels
HRS:4
Size: 12" Square

Students will learn to create a triple boxed woven base using natural and dyed reed. The sides and rims are woven using traditional methods. Black leather handles are incorporated as an accent to the black reed in the base. Extra-long straight tip weave rite tool required.

SA05
8:30 AM - 12:30 PM
Tristan's Trinket
Nantucket by Jan
Beyma
\$75.00



Beginner
HRS:4
Size:2.5" X 5"

Students will learn the basics of setting up and weaving a Nantucket basket. Stakes and weavers are cane. Basket is woven over a plastic mold for class use. The base, rim, and lid will be cherry and will be pre-finished.

SA06
8:30 AM - 12:30 PM
Red, White, and Blue
by Sandy Bulgrin
\$28.00



All Levels
HRS:4
Size: 8.5" diameter
4.5 " high



Perfect for any décor, this red, white, blue bowl starts with a wood base and is woven with natural reed along with dyed reed of red and blue. Basket starts on a 5" wood base. Special tools required: round nose pliers

SA07
8:30 AM - 12:30 PM
Corner Bourbon by
Nichole Hutchins
\$55.00



Beginner
HRS:4
SIZE: 8" tall. length and
width vary slightly with
the triangular shape

Using old bourbon barrel heads, bases are made to include food grade acrylic top to preserve the char of the head which is used in the bourbon making process. These baskets are great for a corner and are made of 1/4 of a head. Bases will be ready to weave and there will be a few accent colors available to add a pop of color to your creation. You can also have an option to add a laser cut disc to finish off your creation. This is a great way to have a piece of Kentucky pride in your home and a great conversation starter.

<p>SA08 8:30AM-12:30PM Planter Stand by Marilyn Parr \$70.00</p> 	<p>Intermediate HRS: 4 Size:6" diameter X 7"</p>	<p>Your plants will love you for weaving them this cute basket. The pot is included in the kit, along with an Amish crafted stand, made from walnut and maple wood. Base will be weaver-ready for class with spokes glued in. Students can choose their color of round reed and either a black or white pot. Shaping will be the biggest challenge as the pot needs to fit the basket, and the basket needs to fit the stand.</p>
<p>SA09 8:30AM-12:30PM First Rib by Pam Milat \$38.00</p> 	<p>Beginner HRS:4 Size:5" x 5" x 5"</p>	<p>Never woven a rib basket...then First Rib is for you! Woven on a pair of 5" round hoops, students will complete a pair of God's Eyes, cut and prepare their ribs, and weave up this little basket in no time. A selection of colors will be available at class time.</p>

KBA Convention Registration Form

October 5-7, 2023

This form can be downloaded and printed from our website:

www.kentuckybaskets.org

Be sure your class selections are legible and accurate.

Name _____

Address _____

City, State, Zip _____

Phone: _____ Evening _____

Email _____

List classes in order of preference by class code, **example TH 01**. Please pay attention to class times so your selections do not overlap. Pick 2nd and 3rd choices. Classes can fill up quickly or be canceled by the instructor. Do not list classes that you are not willing to take as this may cause someone to lose their spot in a class they wanted. **Please note if you are only requesting a kit.**

Thursday Afternoon

(1) _____ (2) _____ (3) _____

Friday Morning/Day

(1) _____ (2) _____ (3) _____

Friday Afternoon/Evening

(1) _____ (2) _____ (3) _____

Saturday

(1) _____ (2) _____ (3) _____

- Include a stamped, self-addressed 4" x 9 "envelope
- You can fill out the form online., but if you fill it out manually, please include it with your checks and send them to Gail Loeser;
- Make a check for \$15.00 to Kentucky Basket Association for your yearly membership
- Make a check to Kentucky Basket Association for your Convention Registration Fee (see below)

EarlyBird: \$35.00 Postmarked on or before May 31st

Regular: \$45.00 Postmarked on or before June 30th

Late: \$55.00 Postmarked after June 30th

1 Day: \$20.00 (will be assigned after Early Bird Registration)

MAIL class checks, Registration check, Membership check, self-addressed envelope and this form to:

Gail Loeser, 8268 Eastdale Dr., Cincinnati, OH 45255

- If you do not get your 1st choice class, we will return your check and request a check for the next available class you chose.
- If you cancel from a class or the convention, you must do so in writing by Sept. 1st
- Cancellations are subject to a cancellation fee.
- After Sept. 1st you will need to contact the teacher to pick up your kit.

Contact Gail at loeserg@yahoo.com with any questions.

Checklist:

____ I am a new member

____ I do NOT wish to have my picture posted on Facebook or the website

____ Stamped, self-addressed envelope 4"x9"

____ Separate Checks made out to Kentucky Basket Association for registration and membership

____ Individual checks made out to the teachers of your first-choice classes and any kits you want

____ I would like to be on the KBA Board

- Choose your 3 favorite baskets for each day; and remember there are morning and afternoon sessions
- Registration will be done on a 1st come basis.

____I would like to volunteer to help during the convention. Please contact me and let me know where I can be of assistance.

____I will be attending KBA Annual Meeting and Lunch (which is provided)

Quick Glance at Teachers

Mary Price

TH01 Confetti

FR01 Nautical Edge

FR16 Farmhouse Chic

SA04 Shadow Box

Jan Beyma

TH02 Nantucket Ditty Bag

FR02 Nantucket Four Piece Serve Caddie

SA05 Tristan's Trinket Nantucket

Bev Larson

TH03 Irish Linen

FR07 Cobweb Broom

FR10 Whisks

SA01 Wine and Cheese

Marilyn Parr

TH05 Harvest Moon

FR05 Turkey Track'n Tray

FR15 Traveling Tool Tote

SA08 Planter Stand

Sandy Bulgrin

TH04 May Basket

FR08 Counter Twill

FR12 Cookie Tray

SA06 Red, White, & Blue

Nichole Hutchins

TH09 Through Thick and Thin

FR09 Santa's Goodie Basket

FR11 Blessings

SA07 Corner Bourbon

Pam Milat

TH06 Teally

FR03 Scalloped Cat

SA09 First Rib

Elaine Sinclair

TH08 Sampler Tote

FR04 Small Egg

FR14 Beads and Fruit

SA03 Let's Play

Dani Sue Anderson

TH07 Bee Well

FR06 Pie in the Sky

FR13 Hannah's Helper

SA02 Art's Gathering Basket

	d Cat											
FR04	Elaine Sinclair - Small Egg Basket											
FR05	Marilyn Parr - Turkey Track'n Tray											
FR06	Dani Sue Anderson - Pie in the Sky											
FR07	Bev Larson - Cobweb Broom											
FR08	Sandy Bulgrin - Counter Twill											
FR09	Nichole Hutchins - Santa											
FR10						Bev Larson - Whisks						
FR11						Nichole Hutchins - Blessings						
FR12						Sandy Bulgrin - Cookie Tray						
FR13								Dani Sue Anderson - Hannah's Helper				
FR14									Elaine Sinclair - Beads & Fruit			
FR15									Marilyn Parr - Travelling Tote			
FR16										Mary Price - Farmhouse Chic		

WHAT TO BRING:

To make the most of your weaving experience it helps to have the proper equipment. We suggest that you bring:

- A dishpan or bucket
- An old towel
- Sharp clippers or strong scissors
- Small and large packing tools
- An awl or ice pick
- Several (12 or more) clips or clothespins
- Flexible tape measure
- Spray bottle
- Needle nose pliers
- Pencil

- Sandpaper
- Cable ties (variety of sizes)
- Sharp knife
- Some classes may require special tools. Please read the description carefully.
- Silent Auction items
- Individually wrapped snacks
- Bring your name holder if you have one from a prior convention.

Where to Stay: <http://lakecumberlandtourism.com/stay/hotels-motels>

America's Best Value Inn
(800) 325-2525
4.6 Miles from Center
127 N. U.S. 27 (light # 3)

Best Western Midtown
Inn & Suites
(800) 937-8376
108 Jefferson Drive
(light # 4)

Budget Inn
(606) 679-1006
3.0 Miles from Center
1564 U.S. 27, Somerset
(light 12)

Comfort Inn & Suites
(800) 228-5150
1.4 Miles from Center
82 Jolin Dr. (between
lights 23 & 24)

Country Inn &
Suites by
Radisson
(800) 456-4000
5.7 Miles from Center
515 N. U.S. 27 (lights 1
& 2)

Courtyard By Marriott
(888) 236-2427
Adjacent to the Center
2254 S. Highway 27

Hampton Inn Suites
(800) 426-7866
1.5 Miles from Center
4141 S. US 27 (light 23)

Holiday Inn Express &
Suites
(888) 465-4329
1.5 Miles from Center
50 Stevie Lynn Drive
(light 23)

Motel 6
(606) 678-4195
3.0 Miles from Center
1532 U.S. 27 (light 12)

Quality Inn & Suites
(877) 535-6423
4.7 Miles from Center
240 N. U.S. 27 (light 2)

Red Roof Inn
(606) 678-8115
1201 S Highway 27 S

Super 8 Motel by
Wyndham
(800) 800-8000
3.9 Miles from Center
601 S. U.S. 27 (lights 7
& 8)