

# Welcome to KBA's 28<sup>th</sup> Convention



**KENTUCKY BASKET ASSOCIATION**

**October 3, 4, 5, 2024 Annual Convention**

<http://www.kentuckybaskets.org/>

The Center for Rural Development, 2292 US-27 #300, Somerset, Kentucky  
*Celebrating 28 YEARS of fun, friendships, and basket weaving in the  
Commonwealth*

**We are so excited to weave with you on October 3, 4, 5, 2024 at The Center for Rural Development in Somerset, KY. Our membership fee is \$15.00, and the convention registration is a sliding scale based on the date your checks are postmarked.**

**How to Weave Away with us in October:**

There is a registration form at the end of this brochure or register online at [www.kentuckybaskets.org](http://www.kentuckybaskets.org)

- Choose your 3 favorite baskets for each day; and remember there are morning and afternoon sessions
- Fill out the registration form online. If you fill the form out manually, please send it with your checks to Gail Loeser,
- Write a check for \$15.00 to Kentucky Basket Association for your membership
- Write a separate check to Kentucky Basket Association for your Registration Fee (see below)

**EarlyBird:** \$35.00 Postmarked on or before May 31<sup>st</sup>

**Regular:** \$45.00 Postmarked on or before June 30<sup>th</sup>

**Late:** \$55.00 Postmarked after June 30<sup>th</sup>

**1Day:** \$20.00

- Write a check to **each teacher** for your 1<sup>st</sup> choice baskets for the **class cost** and **POST DATED** for the day of the class
- **Send a self-addressed, stamped envelope with your checks for the teachers, registration and membership to:**

Gail Loeser

8268 Eastdale Drive

Cincinnati, OH 45255

Email is [loeserg@yahoo.com](mailto:loeserg@yahoo.com)

If you must cancel from a specific class OR the entire convention, do so in writing and it must be received by September 1<sup>st</sup>. There is a cancellation fee. After Sept. 1<sup>st</sup>, there are no refunds and you will need to make arrangements to pick up your kit or have it mailed to you.

# Schedule of Events

<b>Day/Time What Is Happening</b>
<b>Thursday, October 3 - Dinner on your own</b>
8:00 am - 11 am Vendors and Teachers Set Up am
10:00 am - 10:45 am KBA Board Meeting
11 am – 6 pm Welcome, Registration and silent auction
12 noon – 9 pm Classes
<b>Friday, October 4 - Lunch provided, Dinner on your own</b>
8 am – 6 pm Registration
8:30 am – 8:30 pm Classes and silent auction
12:30 pm - 1:30 pm Annual Meeting includes Lunch
<b>Saturday, October 5 - Lunch on your own</b>
8:30 am – Noon Registration and silent auction
8:30 am – 3:30 pm Classes
4 pm Finish and Head for Home.

## Food Choices

Friday's lunch is included with membership!  
There are several restaurants within driving distance.

You can bring food in to eat while you are at the convention.

Coffee, water and soft drinks are provided by KBA.

**We will have a snack table, so please bring a favorite individually-wrapped snack to share with everyone.**





## WEAVING SKILL LEVELS:

Please evaluate your skill level, not only for your total weaving experience, but also for your experience using the techniques offered in the classes you are considering. Remember it is not fair to the instructor or the other students to take a class that you are not ready to handle.

<b>All Levels</b>	These classes are offered to students of all skill levels from Beginner to Advanced
<b>Beginner</b>	Weavers have little or no weaving experience having woven only a few baskets. They need more practice with basic weaving techniques, bases, and shaping. These weavers are becoming proficient in basic weaving techniques, including over/ under weaving, start/stop weaving, twining, and rim lashing. They are learning to control shape and will be introduced to new pattern weaves such as twill, different twining methods, and rim and handle finish variations. <b>Please Note: Additionally, if you consider taking a class in a material you have never used, you will be considered a beginner in that class.</b>
<b>Intermediate weavers</b>	Weavers have gained proficiency in weaving techniques. They can begin with ease and have mastered several weaving techniques. They do not have difficulty setting up bases, twining, completing over/under weaves, and creating rims using the materials offered in a class.
<b>Advanced weavers</b>	Weavers are proficient. They have mastered weaving techniques and are ready to take on more challenging projects. Teachers are confident these students have achieved this skill level when attending class. Basic skills are not reviewed due to time constraints. These weavers can design baskets on their own but require new challenges.

## Thursdays Baskets

**TH01**  
**12:00 PM - 9:00 PM**  
**Butterflies in the Garden**  
**by Anne Bowers \$82.00**



Intermediate  
HRS: 8  
  
Size: 10" wide  
x 9" at top of  
rim

There are just times when one needs a cute basket. Viola! We will be making this basket on a D handle and including a summer green round reed for our butterflies to fly through. Basket is quite solid, features a cool rim embellishment, after which we will be attaching our butterflies.

Special Tools Required:  
sharpened knife or scarfing tool, spoke weight, usual tools

Kit available for purchase.

**TH02**  
**12:00 PM - 9:00 PM**  
**Southern Nantucket**  
**Biscuit Basket by Jan**  
**Beyma \$90.00**



Intermediate  
HRS: 8  
  
Size: 6" H x 8"  
D

Students will insert cane staves into the base and begin weaving with cane in an over under pattern and change to a twill in the middle using Hamburg cane to highlight the twill and back to the over under pattern to finish weaving. Basket will be woven over a plastic class mold. Base and rim are pre-finished mahogany. Tools provided for class use.

Special Tools Required

No kits for sale.

**TH03**  
**12:00 PM - 9:00 PM**  
**Give It A Twist**  
**by Pat Mercer \$65.00**



All Levels  
 HRS: 8  
 Size: 5" x 10"  
 base, 10" high

This tote incorporates spiral macramé with basket weaving. The solid woven base, made possible by twin fillers, keeps the tote light for comfortable, all-day use. The walls are start/stop weave and triple twining. The macramé spirals are added before the basket is finished. The webbed handles are attached by a no-sew method, and the rim filler is a decorative fabric-covered cord. A choice of colors will be available.

Special Tools Required  
 usual weaving tools plus spoke weights and zip ties

Kit available for purchase.

**TH04**  
**12:00 PM - 9:00 PM**  
**Swirl Canister**  
**by Sharon Klusmann**  
**\$79.00**



Intermediate  
 HRS: 8  
 Size: 7 ½" x 6"

This addition to my Swirl line houses a sealed canister to keep cookies, coffee, snacks or whatever you would like to stay fresh. The design features triple twining using both flat oval and colored round reed. It begins with a 4 ½" round wooden base and ends with a triple X wax linen laced rim. Learn to weave this all round reed lid which sits directly on top of the canister lid. The handmade embellishment is included with wording of your choice.

Special Tools Required  
 Spoke weight, pointed awl, tape measure

Kit available for purchase.

**TH05**  
**12:00 PM -7:00 PM**  
**Kitchen Klutter**  
**by Amy Jorgensen \$65.00**



Intermediate  
HRS: 6  
Size:10" high x  
6" square

Starting on a 6" square base students will learn to triple weave with step up, Fibonacci twill, and backward Fibonacci twill. Finishing by lashing the 3/2 lash, 2 wooden spoons and 4 ball feet.

Kit available for purchase.



**TH06**  
**12:00 PM-7:00 PM**  
**Pretty In Plaid**  
**by Nichole Hutchins \$55.00**





All Levels  
HRS: 6  
Size:11" x 7 1/2"  
x 6"

This fun basket features your favorite colors in a cute plaid design. Measuring 10" x 7 1/2" base, this open weave bottom features triple twining, overlays and creating a plaid design. This quick weave will be a great fit for any room or purpose. A variety of colors will be available on the day of the weave. Students will measure and cut their own overlays on the day of the weave in order to have the colors they desire.



Kit available for purchase.

<p><b>TH07</b>  <b>12:00 PM-7:00 PM</b>  <b>Prissy</b>  <b>by Pam Milat \$57.00</b></p> 		<p>Intermediate  HRS: 6  Size: 7 ½" L x  5 ½" W x 4" H</p>	<p>Woven on a wooden racetrack base, this multi-colored reed basket provides the student an array of dyed reed overlays to place in the order of their personal preference. Students will use 3-rod wale, overlays, twill weave, and twining to complete the walls, then finish their basket with a Gretchen rim. Some students may not complete all the repetitive rows of the rim but will have instruction and material to do so independently.</p> <p>Kit available for purchase.</p>
<p><b>TH08</b>  <b>2:00 PM-9:00 PM</b>  <b>Large Blanket Basket</b>  <b>by Dani Sue Anderson</b>  <b>\$95.00</b></p> 		<p>All Levels  HRS: 6  Size: 10 ½" tall,  67 ½"  circumference.</p>	<p>Come weave a Large Blanket Basket with me! There are many color options available. You can add a letter to personalize your basket for just \$5.00 more.</p> <p>Kit available for purchase.</p>



<p><b>TH09</b>  <b>2:00 PM-9:00 PM</b>  <b>Fall Sunset</b>  <b>by Lorelea Roberts \$62.00</b></p> 		<p>All Levels  HRS: 6  Size: 16" x 8" x 4 ½" without handle (8" with handle)</p>	<p>Woven on an 8" x 8" Wooden handle, this basket has an 8" x 16" inch base. Great size for carrying flowers or Veggies. Techniques: Solid base using the orange fillers as Chicken feet, Over/under weaving, Triple Twining, Weaving with braided seagrass and Lashing with waxed linen.</p> <p>Kit available for purchase.</p>
<p><b>TH10</b>  <b>8:00 PM -9:00 PM</b>  <b>Birds Nest Necklace</b>  <b>by Amy Jorgensen \$20.00</b></p> 		<p>All Levels  HRS: 1  Size: 1.5" diameter</p>	<p>Students will random weave a "nest" with wire. Pearls or beads will be added as "eggs" to sit on the woven nest. A bird charm, and chain are included.</p> <p>Kit available for purchase.</p>

## Friday's Baskets

<p><b>FR01</b>  <b>8:30 AM - 5:30 PM</b>  <b>Gail's Tribute</b>  <b>by Anne Bowers \$65.00</b></p> 	<p>Intermediate  Hrs: 8  3" tall by 5" wide</p>	<p>(The original creator of this lovely basket is my friend, Gail Hutchinson of Milton, WV. She was a master basket weaver and basketry teacher and a dear friend of mine. Her specialty was twills and unique rim techniques. Before she passed away, I purchased her molds and this pattern, originally entitled 'Joanne's Herringbone Twill', named for a mutual friend, Joanne Howard. Gail was glad that I would continue teaching others this basket.)</p> <p>This lovely basket is twill woven on a mold with Hamburg cane on dyed spokes. A very unique rim application is woven over a pair of round reed pieces that lay on top of the rim as it is double lashed. For people who want to learn a very classy rim to match a very classy basket!</p> <p>Special Tools Required:  sharpened knife or scarfing tool, spoke weight, usual tools  No kits available for purchase.</p>
<p><b>FR02</b>  <b>8:30 AM - 5:30 PM</b>  <b>Over the Waves</b>  <b>by Pat Mercer \$60.00</b></p> 	<p>Intermediate:  Hrs: 8  Size: 9" base,  9 ½ -10"  circumference,  9" high</p>	<p>Starting on an 8" round base, this basket showcases wave weaving with macrame cord, twilling, twining, triple twining and a rolled matchstick rim. Several choices of macrame cord colors will be available,</p> <p>Special Tools Required  Usual weaving tools</p> <p>Kit available for purchase.</p>

**FR03**  
**8:30 AM - 5:30 PM**  
**Diamondback**  
**by Pam Milat \$70.00**



All Levels  
8 hours  
Size 17" L x 7" W x  
12 ½" H with handle

An eye-catching design begins with a woven filled base over a hand hewed oak handle. Students will use the over/under weave and twining to complete the sides of their basket and finish with a seagrass rim. After adding the diamond embellishment with cane, the basket will be finished by inserting hand carved oak feet.

Kit available for purchase.

**FR04**  
**8:30 AM - 5:30 PM**  
**Seven Sisters**  
**by Lorelea Roberts \$75.00**



All Levels  
Hrs: 8  
Size: 16" x 12" x 14"  
with handle

The hearth basket is great for gathering flowers, herbs or veggies in the garden. Indoors they hold just about anything. I designed this basket in honor of my best friend and her sisters when she lost one of her sisters to a long battle with colon cancer. The flowers represent each sister and their favorite color. Black for the dirt, green for the grass and the flowers represent the beauty of family love.

Kit available for purchase.



**FR05**  
**8:30 AM - 5:30 PM**  
**Large Storage Basket**  
**by Sharon Klusmann \$90.00**



Intermediate  
Hrs: 8  
Size: 15" x 15" x 14"  
with handles

Learn to lay out a 11" x 11" woven base with chicken feet fillers. The body of the basket is traditional start/stop weaving. You will learn to form your own handles and wrap them with color and chair caned crosses. The rim lacer features a godseyes on each side. You will create these 2 flowers with button centers for your embellishment. Pictured in 2 shades of Green. Also available in 2 shades of Blue or Black and Smoked.

Special tools required  
Spoke weight, pointed awl, tape measure

Kit available for purchase..

**FR06**  
**8:30 AM - 12:30 PM**  
**Nantucket Cute as a Button**  
**by Jan Beyma \$85.00**



All Levels  
Hrs: 4  
Size: 3.5" x 6"

Students will learn to set up and weave a Nantucket using cane stakes and weavers. A basic over under pattern will be woven into the basket. Basket will be finished off with a slip-on rim. Base and rim will be prefinished hardwood. Basket will be woven over a tin mold for class use. Cute basket to throw those loose buttons into. Tools provided for class use.

No kits available for purchase.

**FR07**  
**8:30 AM - 12:30 PM**  
**Granny's Little Sugar Plum**  
**by Dani Sue Anderson \$45.00**



All Levels  
Hrs: 4  
Size: 6" tall, 32 1/2" circumference

Named after a song my Granny used to sing to me, this is a stunning Cathead basket that comes in a dark plum color with a sugar like ribbon as a rim. The pics don't do it justice.

Kit available for purchase.

**FR08**  
**8:30 AM - 12:30 PM**  
**Knotted Leather**  
**by Amy Jorgensen \$65.00**



Intermediate  
Hrs: 4  
Size: 10" diameter x 8" high

Students will start with a 10" round wood base and weave up the sides with reed and leather strips. The middle accent will be woven as a Josephine knot and finished with 2 bushel basket handles.

Kit available for purchase.

**FR09**  
**8:30 AM - 12:30 PM**  
**Ocean Breeze**  
**by Nichole Hutchins \$50.00**



All Levels  
Hrs: 4  
Size: 10" x 5" x 5 ½"

The beautiful coral and turquoise of the beach inspired this basket! Made with all colored reed, this basket has a solid woven bottom with gray, coral and turquoise and beautiful hand-crafted turquoise handles. Add your favorite sand dollar, starfish or shells to add to this stunning basket and dream of the ocean waves coming ashore.

Kit available for purchase.

**FR10**  
**1:30 PM - 5:30 PM**  
**Nantucket Maple**  
**By Jan Beyma \$75.00**



All Levels  
Hrs: 4  
Size: 7" D x 4" H

Students will learn the basics of setting up and finishing a Nantucket basket. Students will insert the cane staves into the base and weave with cane in the basic over under pattern. Basket will be woven over a plastic bowl which is for class use only. Base and rim are maple and will be pre-finished. Tools provided for class use.

No kits available for purchase.

**FR11**  
**1:30 PM - 8:30 PM**  
**Labyrinth**  
**By Dani Sue Anderson \$95.00**



Advanced  
Hrs: 6  
Size: 3" tall, 21 1/2" x  
21 1/2" base, 84"  
circumference.

Come learn a new weaving technique with me and walk away with a stunning conversation piece to sit on an ottoman or hang on a wall! This is such a fun weave! You will pick your own colors.

Kit available for purchase.

**FR12**  
**1:30 PM - 5:30 PM**  
**Corian Shadow**  
**by Amy Jorgensen \$65.00**




Intermediate  
Hrs: 4  
4 1/2" high x 4 1/2"  
wide base is 3"

Students will start with a Corian base, lid and rim on a class mold. Starting with dyed flat oval spokes to match the Corian, they will Fibonacci twill with bleached cane. Variety of colors that will be chosen in class.

Special tools needed  
Small alligator clips and small weave rite tool

No kits available for purchase.

**FR13**  
**1:30 PM -6:30 PM**  
**Let it Snow**  
**Nicole Hutchins \$50.00**



All Levels  
Hrs: 5  
Size: 12" x 5" x 14"

Celebrate winter with Let It Snow! Woven with a closed bottom and a 5x14 D Handle, it measures 12" x 5" x 14" tall. There will be a variety of colors to choose from on the day of the weave. The wooden snowflake is a fun addition as well. This basket holds 2 bottles of wine for those times you need to take them to visit a friend or family for the holidays as well.

Kit available for purchase.

**FR14**  
**6:30 PM - 8:30 PM**  
**Small Random Weave**  
**by: Anne Bowers \$38.00**



All Levels  
Hrs: 2  
Size: 4" x 3"

In this class, Anne will cover the basics of starting and weaving a random weave basket. These baskets are surprisingly sturdy and are a great way to use leftover reed. Variety of colors will be provided.

Kit available for purchase.



**FR15**  
**6:30 PM - 8:30 PM**  
**Fun with Twills**  
**By Lorelea Roberts \$40.00**



All Levels  
Hrs: 2  
Size: 6" high  
23" circumference

This handcrafted basket combines the timeless charm of traditional weaving with a modern twist. The basket features a robust metal base, expertly interlaced with high-quality suede and natural-colored cane, creating a stunning contrast that catches the eye. Rising from the base, the black metal spokes extend upwards in an elegant flare.

A unique touch is the incorporation of suede in the design, adding a rich texture and a contemporary edge. Gracefully encircling the candle, the suede weaves through the basket, enhancing its durability and aesthetic appeal. Color choices will be available

The piece is adorned with a charm (picked by you) that dangles delicately from the basket. This functional art piece is not just a candle holder; it is a statement of craftsmanship and design, perfect for adding warmth to any home or as a thoughtful gift for someone special. Can also be used as a wine holder!

With its versatile style, this basket can seamlessly blend with any decor, from rustic to modern minimalist, making it an ideal piece for your collection or as a gift!

Kit available for purchase.

**FR16**  
**6:30 PM - 8:30 PM**  
**Birdhouse**  
**By Amy Jorgensen \$30.00**



Beginner  
Hrs: 2  
Size: 5 ½" high x 4"  
long x 4" wide

This fun and easy class starts with an even number of spokes but doing a continuous weave. Wood lid, rope and bead is included. Will make the large birdhouse in class and take home a small kit to weave.

Kit available for purchase.

## Saturday's Baskets

**SA01**  
**8:30 AM - 3:30 PM**  
**Ocean Mist**  
**by Sharon Klusmann \$60.00**



Intermediate  
Hrs: 6  
Size: 6 ½" x  
5 ¾" x 5 ½"

Use this mold to form this adorable Beachy basket. Begin with a rectangular wooden base. Techniques learned are triple twining beginning with all natural and ending with all Spring space dyed reed. The center is triple twined with round reed and flat oval reed. The top is Ti-Twined using teal waxed linen. End with an outside rim and filler using 3-ply soft roping and embellish with this sand dollar charm accented with beads.

Kit available for purchase..

**SA02**  
**8:30 AM - 12:30 PM**  
**Saving Trees (plastic bag dispenser)**  
**by Pat Mercer \$50.00**



All Levels  
Hrs: 4  
Size 6" x 9"  
13 ½" tall



This basket is woven on a unique 9" x 6" stained base. The back is woven straight up to hang flat against a wall while the front is slightly rounded. The body of the basket is a start/stop weave. Twining, a lashed rim, and a seagrass hanger are techniques also used. The stylized tree embellishments are done last.

Special tools required  
Zip ties

Kit available for purchase.

**SA03**  
**8:30 AM - 12:30 PM**  
**Enchanting Sparkling Glass By**  
**Lorelea Roberts \$35.00**



All Levels  
Hrs: 4  
Size: 2" x 3 1/2"

This exquisite piece brings a magical fusion of traditional craft and contemporary flair to your home or workspace.

Handwoven with precision and passion, the basket features a robust base of natural reeds, exuding a warm, earthy charm. The real enchantment lies in the intricate interlacing of vibrant, sparkling plastic lace ribbons that dance through the weave in a symphony of colors. These iridescent strands catch the light and splinter it into a kaleidoscope of hues, creating a stunning visual effect that's dynamic and ever-changing.

This basket isn't just a holder of items; it's a vessel of creativity and a testament to the skillful blend of functionality and beauty. Whether placed as a centerpiece or used to store your cherished keepsakes, the Enchanting Sparkle Glass Weave Basket is sure to captivate and inspire.

Kit available for purchase.

**SA04**  
**8:30 AM - 12:30 PM**  
**Mini Knot**  
**by Anne Bowers \$45.00**



Advanced  
Hrs: 4  
Size: 4" x 4"

This lovely little 4" square ribbed basket is woven with dyed reed and cane on ash hoops with pre-shaped ribs. Handle is embellished with a woven Japanese knot in cane.

Special Tools Required  
sharpened knife

Kit available for purchase.



**SA05**  
**8:30 AM- 12:30**  
**Frosty the Snowman**  
**by Jan Beyma \$85.00**



All Levels  
Hrs: 4  
Size: 3 ½" D x  
7 ½" H

Hamburg cane will be used for stakes and weavers. Students will insert cane staves into the base and weave a basic over under pattern with cane. Snowman will be woven over a metal mold and will remain part of the basket. Attention to packing and keeping staves straight will be the main focus of this class. Base and rim will be pre-finished maple. You will add the finishing touches to create the snowman. Tools provided for class use.

No kits available for purchase.

**SA06**  
**8:30 AM - 12:30 PM**  
**Oh Holy Night**  
**by Nichole Hutchins \$45.00**



All Levels  
Hrs: 4  
Size 7" x 7" x 7"

This sweet basket is a great addition to your Christmas collection! With an open weave bottom, this basket is woven in gray and has a black sign. You will use start and stop weaving and twining in this basket. The 4 wooden legs are a fun addition. This is great to put a candle or even greenery in on your mantle, table or end table. When finished, this basket measures 7" x 7" x 7". Students will be able to select from gray, red or green for their Christmas creations.

Kit available for purchase.

**SA07**  
**8:30 AM - 12:30 PM**  
**Painted Iris**  
**by Amy Jorgensen \$60.00**



All Levels  
Hrs: 4  
Size: 12"  
diameter x 4 ½ "  
high

Students will start with a hand painted and sealed 9" base. They will learn twill weave, shaping and lashing with beads and waxed linen.  
  
Kit available for purchase.

**SA08**  
**8:30 AM - 12:30 PM**  
**Pinckney**  
**by Pam Milat \$50.00**



Intermediate  
Hrs: 4  
Size: 6" x 6" x 4"

In honor of Eliza Pinckney who introduced and cultivated the indigo plant in SC in the mid-1700's, this small twill basket is woven with indigo dyed reed. Students will weave the side pattern from a color block chart. Not all students will complete the blanket stitched rim during class time but will have sufficient instruction and material to do so independently.

Special Tools: Cloth spoke weights, small clips, tapestry needle.

Kit available for purchase.

# Convention Registration Form

- Include a stamped, self-addressed 4 x 9 envelope

**October 3 - 5, 2024**

This form can be downloaded and printed from our website: [www.kentuckybaskets.org](http://www.kentuckybaskets.org)

**Be sure your class selections are legible and accurate.**

**Name**  
**Address**  
**City, State, Zip**  
**Phone: Evening**  
**Email**

List classes in order of preference by class code, **example TH 01**. Please pay attention to class times so your selections do not overlap. Please select a 2nd and 3rd choice. Classes can fill up quickly or be canceled by the instructor. Do not list classes that you are not willing to take, as this may cause someone to lose their spot in a class they wanted. **Please note if you are only requesting a kit.**

**Thursday Afternoon/Evening**

(1)\_\_\_\_\_ (2)\_\_\_\_\_ (3)\_\_\_\_\_ (4)\_\_\_\_\_

**Friday Morning/Day**

(1)\_\_\_\_\_ (2)\_\_\_\_\_ (3)\_\_\_\_\_

**Friday Afternoon/Evening**

(1)\_\_\_\_\_ (2)\_\_\_\_\_ (3)\_\_\_\_\_

**Saturday**

(1)\_\_\_\_\_ (2)\_\_\_\_\_ (3)\_\_\_\_\_

- Choose your 3 favorite baskets for each day; and remember there are morning and afternoon sessions
  - Registration will be done on a 1<sup>st</sup> come basis.
    - You can fill out the form online., but if you fill it out manually, please include it with your checks and send them to Gail Loeser, • Make a check for \$15.00 to Kentucky Basket Association for your yearly membership
    - Make a check to Kentucky Basket Association for your Convention Registration Fee (see below)
      - EarlyBird:** \$35.00 Postmarked on or before May 31<sup>st</sup>
      - Regular:** \$45.00 Postmarked on or before June 30<sup>th</sup>
      - Late:** \$55.00 Postmarked after June 30<sup>th</sup>
      - 1 Day:** \$20.00 (will be assigned after Early Bird Registration)
- MAIL class checks, Registration check, Membership check, self-addressed envelope and this form to:**

**Gail Loeser,  
8268 Eastdale Dr.,  
Cincinnati, OH 45255 •**

- If you do not get your 1st choice class, we will return your check and request a check for the next available class you chose.
  - If you cancel from a class or the convention, you must do so in writing by Sept. 1st
  - Cancellations are subject to a cancellation fee.
  - After Sept. 1st you will need to contact the teacher to pick up your kit.

Email Gail at [loeserg@yahoo.com](mailto:loeserg@yahoo.com) with any questions.

## ***Checklist: please check all that apply***

- I am a new member
- I do NOT wish to have my picture posted on Facebook or the website
- Stamped, self-addressed envelope
- Separate Checks made out to Kentucky Basket Association for registration, t'shirt (if ordered) and membership.
- Individual checks made out to the teachers of your first-choice classes and any kits you want
- I would like to be on the KBA Board
- I would like to volunteer to help during the convention. Please contact me and let me know where I can be of assistance.
- I will be attending KBA Annual Meeting and Lunch (which is provided)

# **Quick Glance at Teachers**

## **Anne Bowers**

TH01 Butterflies in the Garden  
FR01 Gail's Tribute  
FR14 Small Random Weave  
SA04 Mini Knot

## **Jan Beyma**

TH02 Southern Biscuit Basket  
FR06 Cute as a Button  
FR10 Nantucket Maple Bowl  
SA05 Frosty the Snowman

## **Pat Mercer**

TH03 Give it a Twist  
FR02 Over the Waves  
SA02 Saving Trees (a plastic bag holder)

## **Sharon Kussman**

TH04 Swirl Canister  
FR05 Large Storage Basket  
SA01 Ocean Mist

## **Pam Milat**

TH07 Prissy  
FR03 Diamondback  
SA08 Pinckney

## **Amy Jorgensen**

TH05 Kitchen Klutter  
TH10 Birds Nest Necklace  
FR08 Knotted Leather  
FR12 Corian Shadow  
FR16 Birdhouse  
SA07 Painted Iris

## **Dani Sue Anderson**

TH08 Large Blanket Basket  
FR07 Granny's Little Sugar Plum  
FR11 Labyrinth

## **Lorelea Roberts**

TH09 Fall Sunset  
FR04 Seven Sisters  
FR15 Fun with Twill  
SA03 Enchanting Sparkle Glass

## **Nichole Hutchins**

TH06 Pretty in Plaid  
FR09 Ocean Breeze  
FR13 Let it Snow  
SA06 Oh Holy Night

## WHAT TO BRING:

To make the most of your weaving experience it helps to have the proper equipment. We suggest that you bring:

- A dishpan or bucket
- An old towel
- Sharp clippers or strong scissors
- Small and large packing tools
- An awl or ice pick
- Several (12 or more) clips or clothespins
- Flexible tape measure
- Spray bottle
- Needle nose pliers
- Pencil
- Sandpaper
- Cable ties (variety of sizes)
- Sharp knife
- Some classes may require special tools. Please read the description carefully
- Silent Auction items
- Individually wrapped snacks
- Bring your name holder if you have one from a prior convention.

Where to Stay: <http://lakecumberlandtourism.com/stay/hotels-motels>

<p>Budget Inn 3 miles from Center 606-679-1006 1564 Old US Hwy 27 Somerset, KY 42501 (light 12)</p>	<p>Courtyard By Marriott 888-236-2427 606-679-0090 2254 S. U.S. 27 Somerset, KY Adjacent to Center Reservation link</p> <p><b>Basket Weavers</b></p> <p><b>Start Date: Wednesday, October 2, 2024</b></p> <p><b>End Date: Sunday, October 6, 2024</b></p> <p><b>Last Day to Book: Tuesday, September 3, 2024</b></p> <p><b>Hotel(s) offering your special group rate:</b></p> <ul style="list-style-type: none"> <li>• <b>Courtyard Somerset for 121 USD - 131 USD per night</b></li> </ul> <p><a href="#">Book your group rate for Basket Weavers</a></p>	<p>Quality Inn &amp; Suites 4.7 miles from Center 877-424-6423 606-678-2023 40 N. U.S. 27 Somerset, KY (light 2)</p>
<p>Burnside 7 Gables Motel 6.0 miles from Center 606-561-4133 8064 S. Main Street Highway. 27 Burnside, KY</p>	<p>Holiday Inn Express and Suites 1.5 miles from Center 888-465-4329 606-425-4444 50 Stevie Lynn Drive Somerset, KY (light 23)</p>	<p>Red Roof Inn 2.0 miles from Center 937-328-1703 606-678-8115 1201 S. U.S. 27 Somerset, KY</p>
<p>Comfort Inn</p>	<p>Motel 6</p>	<p>Hampton Inn</p>

<p>(606) 485-2363        82 Jolin Dr.        Somerset, KY 42503        (between lights 23 and 24)</p>	<p>3.0 Miles from Center        606-678-4195        532 S. U.S. 27        Somerset, KY (light 12)</p>	<p>1.5 miles from Center        800-426-7866        606-676-8855        4141 S. U.S. 27 Somerset, KY        (light 23)        Group code KYbasketassoc        \$139.00 includes free hot breakfast</p>
		<p>Super 8 Motel        800-454-3213        606-679-9279        601 S. U.S. 27        Somerset, KY        (between lights 7 and 8)</p>